

EVENT YOUR BUSINESS.

HALLS & SPECIAL LOCATIONS

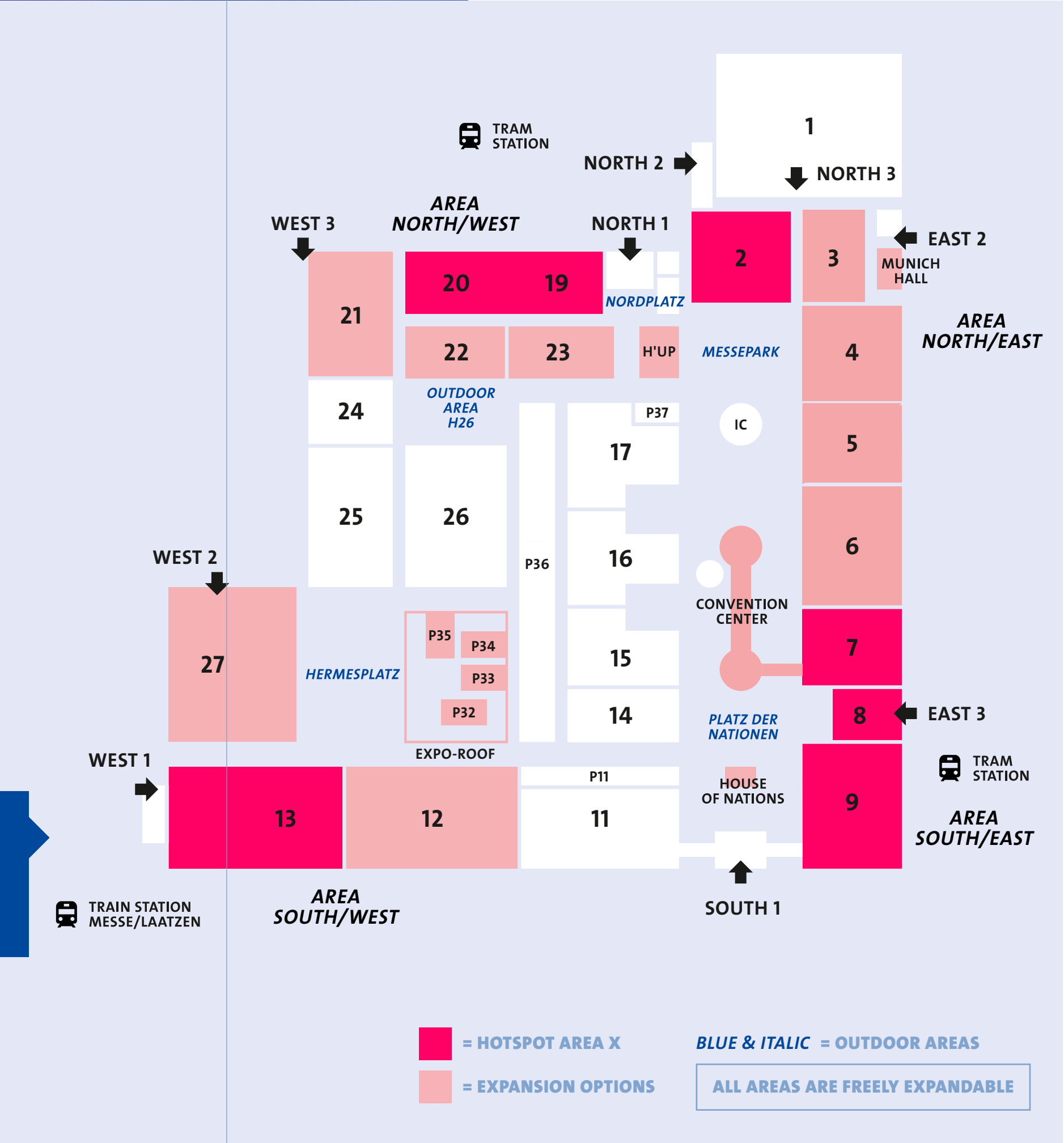


MESSEGELÄNDE HANNOVER

Flexible – Modular – Accessible

As the world’s largest exhibition venue by total area – offering approximately 400,000 m² of hall space and 58,000 m² of open-air venues, Confex zones, and hybrid event areas – the venue delivers high-performance infrastructure paired with a distinctive atmosphere: a true playground for creativity. Its versatile layout supports event concepts that spark emotional experiences and leave lasting impressions on participants. With unmatched flexibility, it accommodates everything from intimate gatherings to global productions. Modular infrastructure and high-capacity facilities ensure tailor-made solutions for organizers across all event formats.

OUR VENUE,
YOUR SPACE FOR SUCCESS!





HALL 19/20

The all-rounder

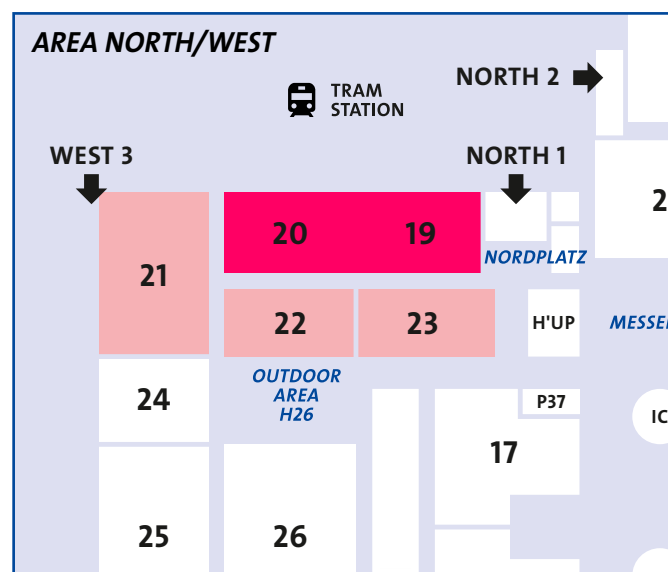
14,390 m²
(H19: 3,390 m², H20: 11,000 m²)

Expansion possibilities

HALL 21 HALL 22 HALL 23

NORDPLATZ CONFERENCE AREA

FURTHER IF REQUIRED



The multifunctional hall combines the conference area, the Five Continents restaurant, and a spacious event space under one roof. Easily accessible via Entrance NORTH 1 and the glass passageway, it offers a column-free layout that provides ideal conditions for a wide range of events. Convenient access is ensured by nearby parking facilities, public transportation, and a taxi stand.



HALL 21

16,515 m²

Located in the northwest section of the venues, Entrance WEST 1 provides direct access to the spacious Hall 21. This venue is ideal for trade fair formats with growth potential and, when combined with the adjacent halls, can offer virtually unlimited space and possibilities.





HALL 2

Maximum flexibility meets impressive scale

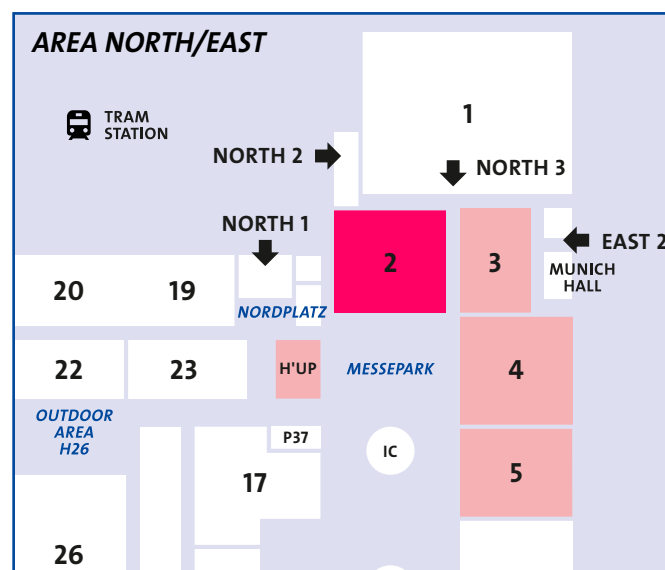
15,635 m²

Expansion possibilities


HALL 3 **HALL 4** **HALL 5**

OUTDOOR AREA MESSEPARK

H'UP **FURTHER IF REQUIRED**



Hall 2 is ideally suited as a standalone event venue but can also be seamlessly combined with adjacent halls to create even more space and opportunities. The column-free event area can be individually adapted to a wide range of event formats – from national party conventions and automobile presentations to company meetings, concerts, TV shows, and trade fairs. Conveniently connected to all major transport options, the hall is easily accessible via Entrance NORTH 2.



HALL 4

19,855 m²

Hall 4 offers all the advantages of Hall 2, including flexible layout options and impressive scale. In addition, it serves as our pilot project and will be the first CO₂-neutral venue, setting a benchmark for sustainable events. The hall is within walking distance from Entrance NORTH 2.





HALLS 7–9

41,430 m²

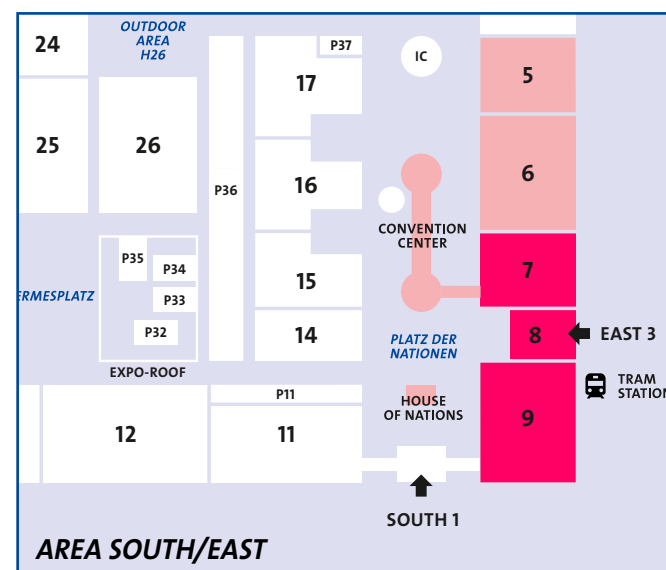
Expansion possibilities

HALL 5 HALL 6

HOUSE OF NAT. PLATZ D. NAT.

CONVENTION CENTER

FURTHER IF REQUIRED




Ideally located at Entrance EAST 3, this area offers a true expo atmosphere. The Exponale connects the venues with the light rail system, nearby 4*-hotels, and parking facilities. During the Ideen-Expo, the versatile locations are impressively brought to life.



HALL 7

10,450 m²

Unexpectedly flooded with light and completely free of columns, Hall 7 surprises its guests. It is connected to the CONVENTION CENTER via the Skywalk – perfect for large-scale conference exhibitions.



HALL 8

6,990 m²

As the "hall of short distances", the compact Hall 8 provides ideal conditions for small in-house trade fairs, exhibitions, and corporate events. It also serves as the connecting element between Halls 7 and 9, enabling a perfect combination of all three halls.

HALL 9

23,590 m²

Hall 9 is an architectural masterpiece on our venues. The mix of wood, steel, and glass creates a unique atmosphere and highlights the character of your event. Unexpected possibilities!





HALL 13

23,635 m²

Expansion possibilities

HALL 11

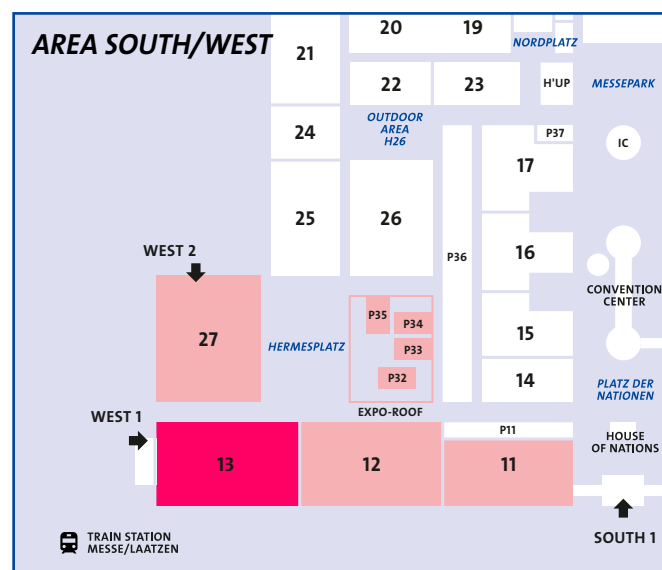
HALL 12

HALL 27


PAVILLONS & EXPO-ROOF

HERMESPLATZ

FURTHER IF REQUIRED



Hall 13 scores with its location at Entrance WEST 1, offering direct access to the Messe/Laatzen train station via a Skywalk. Its exceptional ceiling structure allows for a wide variety of suspended installations. The modern glass fronts can also be fully darkened. The gallery level, with its office spaces, provides a panoramic view of the event activities. Conventions like Dreamhack, as well as traditional trade fairs, have already found a perfect home here.



HALL 27

31,100 m²

Record-breaking! The largest hall on our venues is also perfectly suited for separate rental. It features its own entrance at WEST 2, allows for extremely high floor load capacities, and impresses with its bright, light-filled atmosphere.



EXPO-ROOF

Outdoor: 13,440 m²

The icon of our exhibition venues is the EXPO-ROOF. As a weatherproof outdoor location, it exudes a very special charm. The four pavilions beneath it each serve as unique venues in their own right. They host Christmas parties, company meetings, conferences, and other corporate events. Exhibitions and trade fairs such as the PS Days also make perfect use of the area, including the adjacent Hermesplatz.

PAVILIONS

975 m² – 1,430 m²

Three pavilions, each with 1,430 m² of space, along with a slightly smaller fourth pavilion, offer flexible usage options. They are ideal for summer parties, corporate celebrations, concerts, or as VIP areas. The covered outdoor space provides weather protection, while the pavilions can be individually expanded or used separately depending on the event's requirements.



SPECIAL LOCATIONS



NORDPLATZ

7,448 m²

Expansion possibility

AREA NORTH/WEST

Located directly at Entrance NORTH 1, the outdoor event area offers a wide range of possible uses. It is particularly popular for formats such as Christmas markets, evening events, or as a catering area for Halls 19/20. The NORDPLATZ impresses with its ideal location and flexibility for a wide variety of open-air events.



H'UP

3,250 m²

Expansion possibilities

AREA NORTH/WEST AREA NORTH/EAST

Get in. Create & Perform. The H'Up is a multifunctional event location with a permanently installed but flexible streaming studio. Ready to go for LIVE, HYBRID, and ONLINE events. It's the stage for both digital and in-person live communication. The large hall offers event spaces with complete design freedom and various studio backdrops. Live events can accommodate up to 1,740 people.



HERMESPLATZ

40,000 m²

Expansion possibility

AREA SOUTH/WEST

HERMESPLATZ, located between the wooden roof and Hall 27, can accommodate nearly 80,000 people. Concert highlights such as Guns'n'Roses, Ed Sheeran, and most recently AC/DC have made use of this area. The outdoor space is also used for open-air shows held as part of trade fair events.



MUNICH HALL

3,220 m²

Expansion possibility

AREA NORTH/EAST

In the style of a Bavarian tent, with a kitchen that matches the concept, the Munich Hall offers space for 600 people and can accommodate up to 2,200 people depending on the seating arrangement. It is particularly well-suited for evening events with a stage and a lively atmosphere.



MESSEPARK

17,417 m²

Expansion possibility

AREA NORTH/EAST

As the heart of the exhibition venues, this green outdoor area provides the ideal setting for open-air events – whether it's a festival, corporate celebration, or exclusive catering experience. Located between Hall 2 and Hall 4 and easily accessible via the NORTH Entrance, the space combines nature, flexibility, and a central location.



TECHNOLOGY ACADEMY

665 m²

Expansion possibility

AREA SOUTH/WEST

Located in the middle of the exhibition venues and surrounded by exhibition halls and a spacious outdoor area, this space offers the atmosphere of a modern high-tech factory. Robots and automation technology can be experienced in showrooms and directly integrated into fully functional events.



HOUSE OF NATIONS

820 m²

Expansion possibility

AREA SOUTH/EAST

The House of Nations is often used as a VIP area, for catering, and for evening events. It accommodates up to 300 people, features a VIP lounge, and ensures smooth crew catering during large events, presentations, and evening formats.



PLATZ DER NATIONEN

14,167 m²

Expansion possibility

AREA SOUTH/EAST

The Exponale staircase creates the ideal spot for outdoor stage events with around 10,000 visitors. There is plenty of space around it for exhibition and catering areas, infrastructure, and additional event programming.

THE HALLS & PAVILIONS AT A GLANCE

To help you determine which of our halls is best suited for your event, you will find all relevant data and facts here. Naturally, we are also happy to support you with planning and in finding the ideal location for your event.

	L x W in m	Ceiling suspen- sions	Largest hall door W x H in m	Elevators	Floor	Max. floor surface load in kN/m²	Max. floor point load in kN/cm²	Light source	Sprinkler systems	Fire detection technology	Floor service ducts	Heating, ventilation, cooling
2	HALL 2 (Hall capacity* 15,635 m²)											
	168 x 96		5.00 x 4.55	1 x 1.0 t	AP	100	0.25	D + A	partially	SD / ASD		
3	HALL 3 (Hall capacity* 14,110 m²)											
	95 x 167		5.20 x 4.90	1 x 2.8 t, 1 x 0.4 t	AP	100	0.25	D + A		SD		
4	HALL 4 (Hall capacity* 19,855 m²)											
	183 x 132		4.50 x 5.00	1 x 1.0 t	AP	100	0.25	D + A		SD / ASD		
5	HALL 5 (Hall capacity* 16,745 m²)											
	159 x 104		4.60 x 4.90	1 x 0.63 t	AP	100	0.25	D + A		SD		
6	HALL 6 (Hall capacity* 23,055 m²)											
	159 x 153		5.55 x 4.70		AP	100	0.25	D + A		SD		
7	HALL 7 (Hall capacity* 10,450 m²)											
	142 x 77		4.41 x 4.80	1 x 0.63 t	AP	100	0.25	D + A		ASD		

D	Daylight		Not available
A	Artificial light		Evaluation of possibility upon request
L	Linear detector		Column-free
ASD	Aspirating smoke detection system		Darkenable

	L x W in m	Ceiling suspen- sions	Largest hall door W x H in m	Elevators	Floor	Max. floor surface load in kN/m²	Max. floor point load in kN/cm²	Light source	Sprinkler systems	Fire detection technology	Floor service ducts	Heating, ventilation, cooling
8	HALL 8 (Hall capacity* 6,990 m²)											
	96 x 77		4.60 x 4.70	2 x 2.0 t	AP	100	0.25	K		ASD		
9	HALL 9 (Hall capacity* 23,590 m²)											
	210 x 119		4.50 x 4.90		AP	100	0.25	D + A		ASD		
11	HALL 11 (Hall capacity* 23,985 m²)											
	194 x 140		5.10 x 4.90		MAS	100	0.25	D + A		SD		
12	HALL 12 (Hall capacity* 22,025 m²)											
	210 x 120		4.60 x 4.70		AP	100	0.25	D + A	partially	L (9.5 m) / SD		
13	HALL 13 (Hall capacity* 23,635 m²)											
	226 x 121		4.40 x 5.20	3 x 1.0 t	AP	100 (50)	0.25	D + A		ASD		
14/15	HALL 14/15 (Hall capacity* 20,630 m²)											
	167 x 133 Westside 167 x 114 Eastside		5.00 x 4.80	1 x 0.675 t, 1 x 0.63 t	AP	100	0.25	D + A	partially	ASD		
16	HALL 16 (Hall capacity* 12,610 m²)											
	173 x 49		7.60 x 4.80		AP	100	0.25	D + A	partially	SD		

SD	Smoke detector	*	Hall capacity according to FKM (in m²)
MAS	Mastic asphalt screed		Available
AP	Asphalt panels		
BS	Bonded screed		

	L x W in m	Ceiling suspensions	Largest hall door W x H in m	Elevators	Floor	Max. floor surface load in kN/m²	Max. floor point load in kN/cm²	Light source	Sprinkler systems	Fire detection technology	Floor service ducts	Heating, ventilation, cooling
17	HALL 17 (Hall capacity* 18,590 m²)											
	173 x 98		5.63 x 4.95		AP	100	0.25	D + A	partially	SD		
18	HALL 18 – H'UP (Hall capacity* 3,250 m²)											
	139 x 59		3.50 x 4.00	1 x 3.0 t	MAS	100	0.25	A		SD		
19/20	HALL 19/20 (Hall capacity* 3,390 m² + 11,000 m² = 14,390m²)											
	224,6 x 85,6		4.95 x 5.00	1 x 1.0 t, 1 x 2.5 t	BS	100	0.25	A		ASD		
21	HALL 21 (Hall capacity* 16,515 m²)											
	174 x 99		5.00 x 4.70		AP	100	0.25	D + A		ASD		
22	HALL 22 (Hall capacity* 7,550 m²)											
	115 x 69		5.00 x 4.70		AP	100	0.25	D + A		ASD		
23	HALL 23 (Hall capacity* 9,045 m²)											
	145 x 69		5.00 x 4.70		AP	100	0.25	D + A		ASD		
24	HALL 24 (Hall capacity* 7,900 m²)											
	104 x 82		5.00 x 4.70 4.20 x 5.10		AP	100	0.25	D + A		SD		
25	HALL 25 (Hall capacity* 17,775 m²)											
	96 x 211		4.70 x 5.00	1 x 0.63 t	AP	100	0.25	D + A	partially	SD / ASD		

D	Daylight		Not available
A	Artificial light		Evaluation of possibility upon request
L	Linear detector		Column-free
ASD	Aspirating smoke detection system		Darkenable

	L x W in m	Ceiling suspensions	Largest hall door W x H in m	Elevators	Floor	Max. floor surface load in kN/m²	Max. floor point load in kN/cm²	Light source	Sprinkler systems	Fire detection technology	Floor service ducts	Heating, ventilation, cooling
26	HALL 26 (Hall capacity* 21,480 m²)											
	209 x 112		5.00 x 4.65 5.50 x 4.40		AP	100	0.25	D + A		L (9.5 m)		
27	HALL 27 (Hall capacity* 31,100 m²)											
	200 x 180		4.55 x 5.20	2 x 1.0 t	AP	100	0.25	D + A		ASD		
P32	PAVILION 32 (Hall capacity* 1,430 m²)											
	50 x 26		4.30 x 8.50	1 x 0.63 t	MAS	100 (5)		D + A		SD / ASD		
P33	PAVILION 33 (Hall capacity* 1,430 m²)											
	50 x 26		4.30 x 8.50	1 x 0.63 t	MAS	100 (5)		D + A		SD / ASD		
P34	PAVILION 34 (Hall capacity* 975 m²)											
	50 x 26		4.20 x 8.50	1 x 0.63 t	MAS	100 (5)		D + A		SD / ASD		
P35	PAVILION 35 (Hall capacity* 1,440 m²)											
	50 x 26		6.50 x 8.50	1 x 0.63 t	MAS	100 (5)		D + A		SD / ASD		
M	MUNICH HALL (Hall capacity* 3,220 m²)											
	70 x 85		2.25 x 2.25	1 x 0.8 t	Wood		–	D + A		SD		

SD	Smoke detector	*	Hall capacity according to FKM (in m²)
MAS	Mastic asphalt screed		Available
AP	Asphalt panels		
BS	Bonded screed		



**Messegelände
Hannover**

Event your business



**LET'S TALK
ABOUT YOUR
PROJECT!**

Deutsche Messe
Messegelände
30521 Hannover

+ 49 511 89 – 34444
guestevents@messe.de



Deutsche Messe

messegeelaende.de